


8 CHANNEL CWDM MUX/DMX, +1310NM

OVERVIEW

The 8 channel CWDM + 1310nm filter wideband provides a solid capacity solution for modern fiber networks. This LGX module combines 8 ITU standard CWDM wavelengths and a wideband 1310nm wavelength to allow the overlay of legacy 1310nm circuits or the next evolution of 100G circuits.

CWDM capacity solutions are passive and require no power, or configuration. CWDM filters are used to allow the combination (Multiplexing) and separation (Demultiplexing) of multiple wavelengths over single mode fiber and provide a high quality, low loss, fiber capacity solution.

Plugin Optics LGX mounting solutions support controlled environment and I-Temp deployments.



FEATURES

- 8 Channel CWDM +1310nm
- 9 to 1 Capacity Gain
- Configuration: Mux/Dmx
- 2% Monitor Port
- Form Factor: LGX
- Temp Range: I-Temp

ENVIRONMENT

- Central Office
- Headend
- Remote Site
- Cabinet
- Pedestal

CONFIGURATIONS

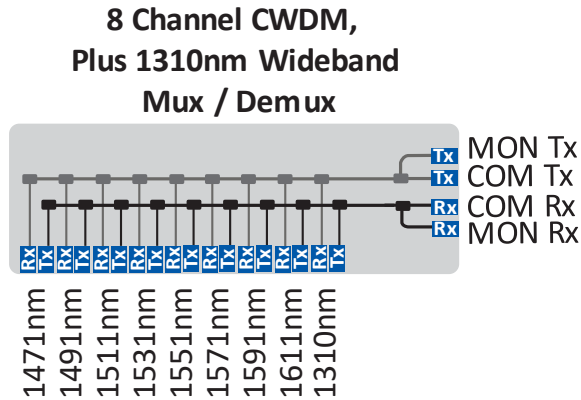
- Point to Point
- Linear Chain
- Collapsed/Diverse Ring

TECHNICAL SPECIFICATIONS

PARAMETER	UNIT		SPECIFICATION	
NUMBER OF CHANNELS	CH		8 CWDM, 1310nm	
OPERATING WAVELENGTH	nm		1260 ~ 1620	
CWDM CHANNEL SPACING	GHz		20	
PASSBAND: 1310NM PORT	Nm		1260-1360	
PASSBAND: CWDM PORTS	nm		ITU ± 6.5	
INSERTION LOSS			DEMUX	MUX
1310NM LOSS, COM TO 1310	MAX.	dB	1.5	1.5
CWDM CHANNELS LOSS	MAX.	dB	3.3	3.3
MONITOR	MAX.	dB	19	22.3
1310 CHANNEL ISOLATION	MAX.	dB	30	
NON-ADJACENT CHANNEL ISOLATION	MAX.	dB	40	
PASS BAND RIPPLE	MAX.	dB	0.5	
PDL	MAX.	dB	0.2	
PMD	MAX.	ps	0.2	
DIRECTIVITY	MIN.	dB	50	
RETURN LOSS	MIN.	dB	45	
POWER HANDLING	MAX.	mW	300	
DIMENSIONS (H X W): FACEPLATE	mm		28.8 x 130	
DIMENSIONS (H X W X D): LGX BOX	mm		28.8 x 100 x 76.2	
DIMENSIONS: NYLATCH SPACING	mm		118	
OPERATING TEMPERATURE	°C		-40 ~ +85	
STORAGE TEMPERATURE	°C		-40 ~ +85	
FIBER TYPE	/		SMF 28	
CONNECTOR TYPE	/		LC/UPC	

LOGICAL DIAGRAM

The logical diagram shows how the channels flow through the filter. In a Mux/Demux channel ports will terminate or originate from the COM fibers and only channels listed are accessible. This filter includes a 1310nm wideband port that will filter channels between 1260nm & 1360nm to allow for the transport of legacy 1310nm channels or even 100Gbps channels using wavelengths in that range. This logical diagram shows a 8 CWDM channel, + 1310nm, Mux/Demux filter.



ORDERING INFORMATION	
PART NUMBER	DESCRIPTION
PLO-L1CT-A9C1-LC	8ch CWDM (1471, 1491, 1511, 1531, 1551, 1571, 1591, 1611nm) Plus 1310nm Mux/Demux Filter, Monitor Port, LGX, LC/UPC
<i>NOTE: SEE PLUGIN OPTICS LGX MOUNTING CHASSIS BELOW.</i>	

LGX MOUNTING CHASSIS

OVERVIEW

Plugin Optics offers carrier grade, cost effective mounting solutions for LGX module deployments.


LGX Mount, 2-Slot “Universal Magnet Mount”

Part#: PLO-0RU-UMC-2LGX

Designed for rack space limited deployments, for example pedestals, cabinets or MDU environments where rack space may not be available. The Universal Magnet Mount can be magnet mounted to the steel walls or screwed directly into a wall board. This chassis will hold two LGX modules.

FEATURES:

- 2 LGX slots
- Magnet or Wall Mount



LGX Chassis, 1RU, 3-Slot “Universal 1RU Chassis”

Part#: PLO-1RU-LMC-3LGX

Designed for 1RU rack deployments, for example Central Office, Head End, Data Center, Cabinet and MDU. The Universal 1RU Chassis has reversible mounting brackets and can be mounted in 19” or 23” racks. The chassis has integrated fiber management and will hold three LGX modules.

FEATURES:

- 1RU, 3 LGX slots
- 19” or 23” racks
- Integrated fiber management



LGX Chassis, 3RU, 14-Slot “Universal 3RU Chassis”

Part#: PLO-3RU-LMC-14LGX

Designed for 3RU deployments, for example Central Office, Head End and Data Center. The Universal 3RU Chassis has reversible mounting brackets and can be mounted in 19” or 23” racks. The chassis has integrated fiber management and will hold fourteen LGX modules.

FEATURES:

- 3RU- 14 LGX slots
- 19” or 23” racks
- Integrated fiber management

