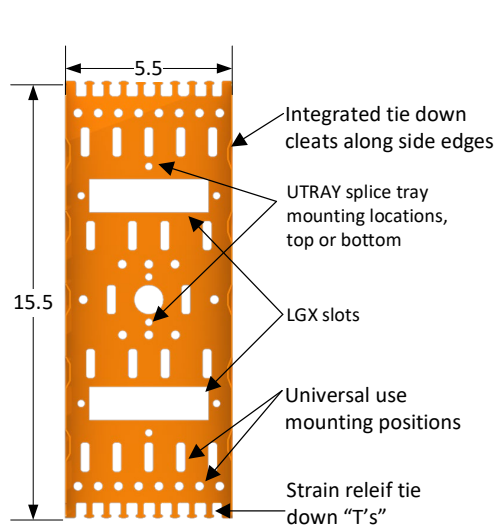


PLO-UMP-1552 & PLO-UMP-1752

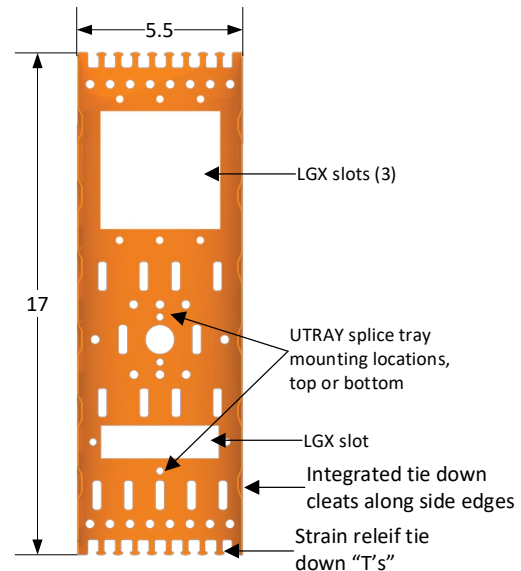
UNIVERSAL MOUNTING PLATE, PEDESTAL AND CPE

UNIVERSAL MOUNTING PLATE

The Plugin Optics Universal Mounting Plates (UMP-1552 & UMP-1752) are universal mounting plates designed to go anywhere while providing a versatile and secure place to secure all your cables, drops, splice trays, splitter/tap modules, and LGX CWDM/DWDM modules. The integrated side cleats and strain relief T's allow technicians to easily tie down and route fiber cables to meet bend radius requirements.



PLO-UMP-1552 Universal Mounting Plate



PLO-UMP-1752 Universal Mounting Plate

INSTALLATION

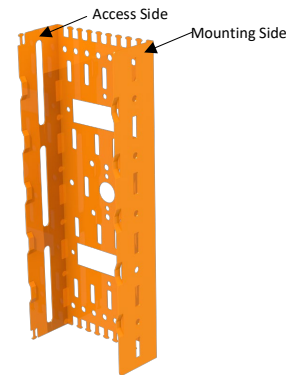
The following instructions are meant to act as guidelines only. Please observe all company safety and installation procedures when completing the installation.

PEDESTAL STAKE INSTALLATION

For pedestal mounting simply use the provided 0.5-Inch carriage bolts, washers, and nuts to secure the plate to the stake, at the desired height. While the plate can be installed in any orientation the typical installation would be to attach the "mounting side" to the pedestal stake. In this orientation the plate provides front and rear access to the plate, along with upper and lower splice tray and LGX mounting locations.

CUSTOMER PREMISE OR RACK INSTALLATION

For customer premise wallboard mounting you will require Qty-2, 0.75-Inch wood screws (not provided). While the plate can be installed in any orientation desired the typical installation would be to connect the "mounting side" to the wall board with the desired screws. In this orientation the plate provides front and rear access to the plate, along with upper and lower splice tray and LGX mounting locations.



SPECIFICATIONS

TECHNICAL SPECIFICATIONS			
DESCRIPTION	UNITS	SPECIFICATION	
PANEL	--	UMP-1552	UMP-1752
MATERIAL	--	16GA Aluminum	2mm Stainless
DIMENSIONS	IN	15 x 5.75 x 2.5	17 x 5.75 x 2.5
	MM	381 x 146.1 x 63.5	431.8 x 146.1 x 63.5
LGX SLOTS	EA	2	4
OPERATING TEMPERATURE	°C	-40 ~ +85	
STORAGE TEMPERATURE	°C	-40 ~ +85	

ORDERING INFORMATION

The table below contains the ordering information for ordering complimentary pedestal hardware offered by Plugin Optics. If you have any questions, feel free to call the support number listed above or email us at cx@pluginoptics.com for more information.

ORDERING INFORMATION	
PART NUMBER	DESCRIPTION
PLO-UMP-1552	15-INCH UNIVERSAL MOUNTING PLATE, 2LGX SLOT< PEDESTAL AND CPE
PLO-UMP-1752	17-INCH UNIVERSAL MOUNTING PLATE, 4 LGX SLOT, PEDESTAL AND CPE

NOTE: PLUGIN OPTICS OFFERS A FULL LINE OF HARDWARE AND CONNECTIVITY SOLUTIONS.

INSTALLATION SUPPORT

If you run into any issue or have any questions about this or any Plugin Optics solution, please feel free reach out to us via phone or email and contact us any time or you can simply use the camera on your smartphone to scan the QR code below to get all the latest product specs, review applications or even submit a contact ticket for support.

Plugin Optics Customer Support

Contact us by phone @ (561) 612-5703
Or via email: cx@pluginoptics.com



Install Support

